



GOVERNMENT OF ODISHA
HEALTH AND FAMILY WELFARE DEPARTMENT

Letter No: GJAY/H & FW/SHAS/ 927 /H
IEC & T / 2476 / 2025

Date 30 / 03 / 2025

From

Dr. Brundha D, IAS
Chief Executive Officer,
State Health Assurance Society, Odisha

To

All Collectors & District Magistrates,

Sub: Distribution of AB PMJAY-GJAY co-branded cards.

Madam / Sir,

Regarding the subject mentioned above, it is to inform you that beneficiaries currently covered under GJAY will be issued AB PMJAY-GJAY co-branded cards.

It is here to mention that, the AB PMJAY-GJAY co-branded card will be delivered to districts in a phased manner. After the official launch of the card distribution ceremony, the cards will be distributed as per the microplan prepared by the districts.


It has been decided that trained personnel from the Common Service Center will carry out door-to-door distribution of the co-branded cards at the village level, in coordination with ASHAs / MPHWs, following the microplan.

In this connection, designated personnel of CSC, along with tagged ASHAs, will collect the co-branded cards from the respective PHC nodal officer. Any mismatch or family not staying in the village cards must be returned to the respective PHC nodal officer along with the reports as per the format attached. The PHC nodal officer will return the undelivered cards along with a report to the block nodal officer, who in turn will consolidate the reports of all PHCs under his jurisdiction and return to the district nodal officer. The Standard Operating Procedure for the distribution of AB PMJAY-GJAY co-branded cards to eligible beneficiaries is attached for necessary actions at your level.

Enclosures:

As above

Yours faithfully,


Chief Executive Officer

State Health Assurance Society, Odisha



Memo No 928 /H Date 30-03-2025

Copy forwarded to Sr.PS to Commissioner-cum-Secretary to Govt, H&FW Department for kind information of Commissioner-cum-Secretary.


Chief Executive Officer

State Health Assurance Society, Odisha

Memo No 929 /H Date 30-03-2025

Copy forwarded to all CDM & PHOs for information & necessary action.


Chief Executive Officer

State Health Assurance Society, Odisha

Memo No 930 /H Date 30-03-2025

Copy forwarded to all District Co-ordinators, SHAS for information & necessary action.


Chief Executive Officer

State Health Assurance Society, Odisha

Memo No 931 /H Date 30-03-2025

Copy forwarded to State Head, CSC e-Governance Services India Ltd., Bhubaneswar for information & necessary action.


Chief Executive Officer

State Health Assurance Society, Odisha

STANDARD OPERATING PROCEDURE FOR DISTRIBUTION OF AB PMJAY-GJAY COBRANDED CARD.

1. Pre-distribution steps by Common Service Centre (CSC) Personnel

- a) Creation of UMP through the BIS portal
 - The Process flow for the creation of UMP by trained CSC personnel is provided in Annexure-A.
- b) Registration under Ayushman Vay Vandana (AVVY) Scheme
 - The Process for enrolling senior citizens aged 70 years and above under the Ayushman Vay Vandana Scheme (for existing/new beneficiaries) is detailed in Annexure- B.
- c) Aadhar Authentication (e-KYC) during card delivery to the eligible Family/beneficiary
 - The Process flow for distributing cards to individual and multiple members is provided in Annexure-C.

2. Card distribution to existing beneficiaries and Generation of AVVY Cards

- Cards and Combo kits will be collected by the CSC personnel along with tagged ASHA for their respective village from the concerned nodal officer identified by the district at the PHC level.
- Cards and Combo kit must be validated (as per the tagged village) with the assistance of ASHAs/MPHWs
- Each existing beneficiary will receive an AB PMJAY-GJAY co-branded card along with a combo kit in a phased manner.
- The combo kit includes an envelope with a Pouch, messages of the Hon'ble PM & Hon'ble CM, and an FAQ.
- Distribution will be carried out by trained CSC personnel, with Aadhar e-KYC authentication of any one family member assisted by ASHAs as per the microplan.
- In urban areas where ASHAs are unavailable, MPHW(F) will accompany the CSC personnel.
- The district is responsible for preparing a detailed micro plan, including tagging of CSC personnel, ASHAs, and supervisors for monitoring these activities

3. Self-generation of AVVY card

- Individuals aged 70 years or above can self-generate their AVVY card
 - a) By logging into the portal <http://beneficiary.nha.gov.in/>

OR
 - b) Through the Ayushman App available at the Google Play Store

OR
 - c) Visiting a nearby empanelled Common Service Centre (CSC).

4. Key Points to be remembered during the distribution of AB PMJAY-GJAY co-branded card and VVY

During door-to-door visits or village-level outreach as per the microplan, CSC personnel must follow these steps

- a) While visiting the family, ask if any family members are 70 years old or more. If yes, complete their e-KYC and generate the Ayushman Vay Vandana card. The e-digital card may be downloaded and sent to their WhatsApp number, or the generated card ID number must be communicated to the beneficiary to avail the benefits.
 - b) A copy of the downloaded card to be shared with the PHC nodal officer, who in turn will take a printout and deliver it to the beneficiary through ASHAs within a week. This report has to be shared with the district and the state.
 - c) If no members are 70 years or above, check the beneficiary's PMJAY ID or State ID
- If the PM-JAY ID is available in the cobranded card, deliver the card to the family by following the due procedure of Aadhaar authentication of any one member of the family.
 - If the state ID is available in the cobranded card of any member in the family, complete the e-KYC before delivering the card.
 - If the e-KYC cannot be completed for those 70 years or above due to valid reasons, the co-branded card to be issued for those who are in the existing beneficiary's list, following due procedures as mentioned above, and this has to be reported to the districts.

A) Special Scenarios:

- If a family has 4 members, and two are residing within Odisha while two are outside Odisha, one of the members within Odisha can receive the card for the entire family by completing e-KYC.
- For non-e-KYC beneficiaries with a state ID, e-KYC has to be completed individually before delivering the cards.
- In case all four members are staying outside Odisha, or any error in the card, or any unrecognised cards, the cards should be returned to the concerned nodal officer along with the duly filled format.

B) General Instructions for Districts:

- The concerned nodal officer should return the consolidated undelivered cards to the block-level nodal officer, who, in turn, will return them to the district nodal officer along with the format duly signed after collecting from all the PHCs under the jurisdiction.
- The district nodal officer will report to the state nodal officer.
- Districts must ensure proper implementation and adherence to all procedures for successful card distribution.
- All these activities are free of cost to the beneficiaries

C) General Instructions for Beneficiaries:

- Since the card will be distributed in a phased manner, the existing GJAY beneficiaries who have not received the co-branded card or any mismatch in the new card received can avail the treatment in the empanelled hospitals by sharing their Aadhar card or their existing health card ID number
- For any queries, the beneficiaries are advised to call toll-free number 104 or 155369

5. Protocol for IEC to be displayed at CSCs

- The soft copies of IEC materials will be provided and must be displayed prominently at CSC offices.
- **No charges** are to be collected by CSC personnel from the beneficiaries

ଏବି ପିଏମଜେଏଝାଇ-ଜିଜେଏଝାଇ (AB PMJAY-GJAY) କୋ-ବ୍ରାଣ୍ଡେଡ୍ କାର୍ଡ ବଣ୍ଟନ ପାଇଁ ଷ୍ଟାଣ୍ଡାର୍ଡ ଅପରେଟିଂ ପ୍ରୋସିଜିଓର ।

୧. କମନ୍ ସର୍ଭିସ୍ ସେଣ୍ଟର (ସିଏସ୍ ସି) କର୍ମକର୍ତ୍ତାଙ୍କ ଦ୍ୱାରା ପ୍ରାକ୍ ବିତରଣ ପଦକ୍ଷେପ

କ) ବି.ଆଇ.ଏସ୍(BIS) ପୋର୍ଟାଲ ମାଧ୍ୟମରେ ଯୁଏମପି ସୃଷ୍ଟି

- ପ୍ରଶିକ୍ଷିତ ସିଏସ୍ ସି କର୍ମଚାରୀଙ୍କ ଦ୍ୱାରା ଯୁଏମପି(UMP) ସୃଷ୍ଟି ପାଇଁ ପ୍ରକ୍ରିୟା ପ୍ରବାହ ସଂଲଗ୍ନକ-କ ରେ ପ୍ରଦାନ କରାଯାଇଛି ।

ଖ) ଆୟୁଷ୍ମାନ ବୟୋ ବନ୍ଦନା (ଏଭିଭିଝାଇ) ଯୋଜନାରେ ପଞ୍ଜୀକରଣ

- ଆୟୁଷ୍ମାନ ବୟୋ ବନ୍ଦନା ଯୋଜନାରେ (ବର୍ତ୍ତମାନର/ନୂତନ ହିତାଧିକାରୀଙ୍କ ପାଇଁ) ୭୦ ବର୍ଷ ରୁ ଅଧିକ ବୟସ୍କ ବରିଷ୍ଠ ନାଗରିକଙ୍କୁ ପଞ୍ଜୀକୃତ କରିବା ପ୍ରକ୍ରିୟା ସମ୍ପର୍କରେ ସଂଲଗ୍ନକ-ଖ ରେ ବିସ୍ତୃତ ଭାବେ ଉଲ୍ଲେଖ କରାଯାଇଛି।

ଗ) ଯୋଗ୍ୟ ପରିବାର/ହିତାଧିକାରୀଙ୍କୁ କାର୍ଡ ତେଲିଭରି ସମୟରେ ଆଧାର ପ୍ରମାଣୀକରଣ (ଇ-କେଝାଇସି)

- ବ୍ୟକ୍ତିଗତ ଏବଂ ଏକାଧିକ ସଦସ୍ୟଙ୍କୁ କାର୍ଡ ବଣ୍ଟନ ପାଇଁ ପ୍ରକ୍ରିୟା ପ୍ରବାହ ସଂଲଗ୍ନକ-ଗ ରେ ପ୍ରଦାନ କରାଯାଇଛି।

୨. ବର୍ତ୍ତମାନର ହିତାଧିକାରୀଙ୍କୁ କାର୍ଡ ବଣ୍ଟନ ଏବଂ ଆୟୁଷ୍ମାନ ବୟୋ ବନ୍ଦନା କାର୍ଡ ସୃଷ୍ଟି

- ପିଏଚସି(PHC) ସ୍ତରରେ ଜିଲ୍ଲା ଦ୍ୱାରା ଚିହ୍ନଟ ହୋଇଥିବା ସଂପୃକ୍ତ ନୋଡାଲ ଅଫିସରଙ୍କଠାରୁ ସିଏସ୍ ସି(CSC) କର୍ମଚାରୀମାନେ ନିଜ ନିଜ ଗାଁ ପାଇଁ ଟ୍ୟାଗ୍ ପ୍ରାପ୍ତ ଆଶା ସହିତ କାର୍ଡ ଏବଂ କମ୍ପ୍ଲେ କିଟ୍ ସଂଗ୍ରହ କରିବେ।
- ଆଶାକର୍ମୀ/ଏମପିଏଚ୍ ସ୍ଟାଫ୍(MPHW) ସହାୟତାରେ କାର୍ଡ ଏବଂ କମ୍ପ୍ଲେ କିଟ୍ କୁ ବୈଧ (ଟ୍ୟାଗ୍ ହୋଇଥିବା ଗ୍ରାମ ଅନୁଯାୟୀ) କରାଯିବା ଜରୁରୀ ।
- ପ୍ରତ୍ୟେକ ହିତାଧିକାରୀଙ୍କୁ ପର୍ଯ୍ୟାୟକ୍ରମେ ଏକ ଏବି ପିଏମଜେଏଝାଇ-ଜିଜେଏଝାଇ (AB PMJAY-GJAY) କୋ-ବ୍ରାଣ୍ଡେଡ୍ କାର୍ଡ ସହିତ ଏକ କମ୍ପ୍ଲେ କିଟ୍ ମିଳିବ ।
- କମ୍ପ୍ଲେ କିଟ୍ ରେ ଏକ ପାଉର୍ (Pouch) ,ଏକ ଲିଫାଫା(Envelope), ମାନ୍ୟବର ପ୍ରଧାନମନ୍ତ୍ରୀ ଏବଂ ମାନ୍ୟବର ମୁଖ୍ୟମନ୍ତ୍ରୀଙ୍କ ବାର୍ତ୍ତା ଏବଂ ଏକ ସମ୍ଭାବ୍ୟ ପ୍ରଶ୍ନଉତ୍ତର (FAQ)ଗୁଡ଼ିକ ରହିଛି।
- ମାଇକ୍ରୋପ୍ଲାନ୍ ଅନୁଯାୟୀ ଆଶା କର୍ମୀଙ୍କ ସହାୟତାରେ ପରିବାରର କୌଣସି ଜଣେ ସଦସ୍ୟଙ୍କ ଆଧାର ଇ-କେଝାଇସି ପ୍ରମାଣୀକରଣ ସହିତ ପ୍ରଶିକ୍ଷିତ ସିଏସ୍ ସି କର୍ମଚାରୀଙ୍କ ଦ୍ୱାରା ବଣ୍ଟନ କରାଯିବ।
- ସହରାଞ୍ଚଳରେ ଯେଉଁଠାରେ ଆଶା କର୍ମୀମାନେ ଉପଲବ୍ଧ ନୁହଁନ୍ତି, ସେଠାରେ ବହୁମୁଖୀ ସ୍ୱାସ୍ଥ୍ୟ କର୍ମୀ(ମହିଳା) ସିଏସ୍ ସି (CSC)କର୍ମଚାରୀଙ୍କ ସହ ରହିବେ।
- ଏହି କାର୍ଯ୍ୟକଳାପଗୁଡ଼ିକର ତଦାରଖ ପାଇଁ ସି.ଏସ୍.ସି(CSC) କର୍ମଚାରୀ, ଆଶା କର୍ମୀ ଏବଂ ସୁପରଭାଇଜରଙ୍କ ଟ୍ୟାଗିଂ ସମେତ ଏକ ବିସ୍ତୃତ ମାଇକ୍ରୋ ପ୍ଲାନ ପ୍ରସ୍ତୁତ କରିବା ପାଇଁ ଜିଲ୍ଲା ଦାୟୀ ।

୩. AVVY କାର୍ଡର ସ୍ୱୟଂ-ଉପାଦାନ

- 70 ବର୍ଷ କିମ୍ବା ତା'ଠାରୁ ଅଧିକ ବୟସର ବ୍ୟକ୍ତିମାନେ ସେମାନଙ୍କର ବୟୋ ବନ୍ଦନା କାର୍ଡ ସ୍ୱୟଂ-ଉପାଦାନ କରିପାରିବେ

I. ପୋର୍ଟାଲରେ ଲଗ୍ ଇନ୍ କରି [http:// beneficiary.nha.gov.in/](http://beneficiary.nha.gov.in/)

ଏବଂ

II. ଗୁଗୁଲ ପ୍ଲେ-ଷ୍ଟୋରରେ ଉପଲବ୍ଧ ଆୟୁଷ୍ମାନ ଆପ୍ ମାଧ୍ୟମରେ

ଏବଂ

III. ନିକଟସ୍ଥ ଏକ ତାଲିକାଭୁକ୍ତ କମନ୍ ସର୍ଭିସ ସେଣ୍ଟର (ସି.ଏସ୍. ସି) ପରିଦର୍ଶନ କରିବା।

୪. ଏବି ପିଏମଜେଏଖାଇ-ଜିଜେଏଖାଇ(AB PMJAY-GJAY) କୋ-ଗ୍ରାଣ୍ଟେଡ୍ କାର୍ଡ ଏବଂ ବୟୋ ବନ୍ଦନା କାର୍ଡ ବନ୍ଧନ ସମୟରେ ମନେ ରଖିବାକୁ ଥିବା ପ୍ରମୁଖ ପଏଣ୍ଟଗୁଡ଼ିକ ମନେ ରଖିବା ଉଚିତ

ମାଲକ୍ନୋପ୍ଲାନ୍ ଅନୁଯାୟୀ ଘରକୁ ଘର ବୁଲି ବା ଗ୍ରାମସ୍ତରୀୟ ପହଞ୍ଚିବା ସମୟରେ ସିଏସସି କର୍ମଚାରୀମାନେ ଏହି ପଦକ୍ଷେପଗୁଡ଼ିକ ଅନୁସରଣ କରିବା ଜରୁରୀ

କ) ପରିବାରକୁ ଭେଟିବା ସମୟରେ ପରିବାରର କୌଣସି ସଦସ୍ୟଙ୍କ ବୟସ ୭୦ ବର୍ଷ ତଦୁର୍ଦ୍ଧ୍ୱ କି ନାହିଁ ପଚାରନ୍ତୁ। ଯଦି ହଁ, ସେମାନଙ୍କର ଇ-କେଏଇସି ସମ୍ପୂର୍ଣ୍ଣ କରନ୍ତୁ ଏବଂ ଆୟୁଷ୍ମାନ ବୟୋ ବନ୍ଦନା କାର୍ଡ ସୃଷ୍ଟି କରନ୍ତୁ। ଇ-ଡିଜିଟାଲ କାର୍ଡ ତାଉନଲୋଡ୍ କରି ସେମାନଙ୍କ ହ୍ୱାଟ୍ସଆପ୍ ନମ୍ବରକୁ ପଠାଯାଇପାରିବ କିମ୍ବା ଏହି ସୁବିଧା ପାଇବା ପାଇଁ ହିତାଧିକାରୀଙ୍କୁ ଜେନେରେଟେଡ୍ କାର୍ଡ ଆଇଡି ନମ୍ବର ଜଣାଇବାକୁ ପଡ଼ିବ।

ଖ) ତାଉନଲୋଡ୍ ହୋଇଥିବା କାର୍ଡର ଏକ କପି PHC ନୋଡାଲ ଅଫିସରଙ୍କୁ ପ୍ରଦାନ କରାଯିବ, ଯିଏ ଏକ ପ୍ରିଣ୍ଟଆଉଟ୍ ନେଇ ଏକ ସପ୍ଲାଇ ମଧ୍ୟରେ ଆଶା କର୍ମୀଙ୍କ ମାଧ୍ୟମରେ ହିତାଧିକାରୀଙ୍କୁ ପ୍ରଦାନ କରିବେ। ଏହି ରିପୋର୍ଟକୁ ଜିଲ୍ଲା ଓ ରାଜ୍ୟ କୁ ଜଣାଇବାକୁ ପଡ଼ିବ।

ଗ) ଯଦି କୌଣସି ସଦସ୍ୟ 70 ବର୍ଷ କିମ୍ବା ତଦୁର୍ଦ୍ଧ୍ୱ ନୁହଁନ୍ତି, ତେବେ ହିତାଧିକାରୀଙ୍କ ପିଏମଜେଏଖାଇ ଆଇଡି କିମ୍ବା ରାଜ୍ୟ ଆଇଡି ଯାଞ୍ଚ କରନ୍ତୁ।

- ଯଦି କୋ-ଗ୍ରାଣ୍ଟେଡ୍ କାର୍ଡରେ ପିଏମ୍-ଜେଏଖାଇ ଆଇଡି ଉପଲବ୍ଧ ଅଛି, ତେବେ ପରିବାରର କୌଣସି ଜଣେ ସଦସ୍ୟଙ୍କ ଆଧାର ପ୍ରମାଣୀକରଣର ଉପଯୁକ୍ତ ପ୍ରକ୍ରିୟା ଅନୁସରଣ କରି ପରିବାରକୁ କାର୍ଡ ପହଞ୍ଚାଇବେ ।
- ଯଦି ପରିବାରର କୌଣସି ସଦସ୍ୟଙ୍କ କୋ-ଗ୍ରାଣ୍ଟେଡ୍ କାର୍ଡରେ ଷ୍ଟେଟ୍ ଆଇଡି ଉପଲବ୍ଧ ଅଛି, ତେବେ କାର୍ଡ ଡେଲିଭରି କରିବା ପୂର୍ବରୁ ଇ-କେଏଇସି(e-KYC) ସମ୍ପୂର୍ଣ୍ଣ କରନ୍ତୁ ।
- ଯଦି ବୈଧ କାରଣରୁ ୭୦ ବର୍ଷ କିମ୍ବା ତଦୁର୍ଦ୍ଧ୍ୱ ବୟସ୍କଙ୍କ ପାଇଁ ଇ-କେଏଇସି(e-KYC) ସମ୍ପୂର୍ଣ୍ଣ ହୋଇପାରିବ ନାହିଁ, ତେବେ ଉପରୋକ୍ତ ଅନୁଯାୟୀ ଉପଯୁକ୍ତ ପ୍ରକ୍ରିୟା ଅନୁସରଣ କରି ବର୍ତ୍ତମାନର ହିତାଧିକାରୀ ତାଲିକାରେ ଥିବା ଲୋକଙ୍କ ପାଇଁ କୋ-ଗ୍ରାଣ୍ଟେଡ୍ କାର୍ଡ ଜାରି କରାଯିବ ଏବଂ ଏହା ଜିଲ୍ଲାଗୁଡ଼ିକୁ ଜଣାଇବାକୁ ପଡ଼ିବ ।

କ) ସ୍ମୃତନ୍ତ ଦୃଶ୍ୟ:

- ଯଦି ଗୋଟିଏ ପରିବାରର ୪ ଜଣ ସଦସ୍ୟ ଅଛନ୍ତି ଏବଂ ୨ ଜଣ ଓଡ଼ିଶା ଭିତରେ ରହୁଥିବା ବେଳେ ୨ ଜଣ ଓଡ଼ିଶା ବାହାରେ ରହୁଛନ୍ତି, ତେବେ ଓଡ଼ିଶାଭିତରେ ଜଣେ ସଦସ୍ୟ ଇ-କେଏଇସି(e-KYC) ଶେଷ କରି ପୂରା ପରିବାର ପାଇଁ କାର୍ଡ ପାଇପାରିବେ ।

- ରାଜ୍ୟ ପରିଚୟପତ୍ର ଥିବା ଅଣ-ଇ-କେଏଲସି (non e-KYC) ହିତାଧିକାରୀଙ୍କ ପାଇଁ କାର୍ଡ ତେଲିଭରି ପୂର୍ବରୁ ବ୍ୟକ୍ତିଗତ ଭାବେ ଇ-କେଏଲସି (e-KYC) ସମ୍ପୂର୍ଣ୍ଣ କରିବାକୁ ପଡ଼ିବ ।
- ଯଦି ୪ ଜଣ ସଦସ୍ୟ ଓଡ଼ିଶା ବାହାରେ ରହୁଛନ୍ତି କିମ୍ବା କାର୍ଡରେ କୌଣସି ତ୍ରୁଟି କିମ୍ବା କୌଣସି ଅଣସଂକୃତିପ୍ରାପ୍ତ କାର୍ଡ ରହିଛି, ତେବେ କାର୍ଡଗୁଡ଼ିକୁ ଉପଯୁକ୍ତ ଭାବେ ପୁରଣ ହୋଇଥିବା ଫର୍ମାଟ୍ ସହିତ ସମ୍ପୂର୍ଣ୍ଣ ନୋଡାଲ ଅଫିସରଙ୍କୁ ଫେରାଇ ଦିଆଯିବ ।

ଖ) ଜିଲ୍ଲା ଗୁଡ଼ିକ ପାଇଁ ସାଧାରଣ ନିର୍ଦ୍ଦେଶନାମା:

- ସମ୍ପୂର୍ଣ୍ଣ ନୋଡାଲ ଅଫିସର ସମନ୍ୱିତ ଅଣନିର୍ଦ୍ଧାରିତ କାର୍ଡଗୁଡ଼ିକୁ ବୁକସ୍ତରୀୟ ନୋଡାଲ ଅଫିସରଙ୍କୁ ଫେରାଇ ଦେବେ, ଯିଏ କି ଅଧୀନରେ ଥିବା ସମସ୍ତ ପିଏଚସିରୁ ସଂଗ୍ରହ କରିବା ପରେ ସ୍ୱାକ୍ଷରିତ ଫର୍ମାଟ୍ ସହିତ ଜିଲ୍ଲା ନୋଡାଲ ଅଫିସରଙ୍କ ନିକଟକୁ ଫେରାଇଦେବେ ।
- ଜିଲ୍ଲା ନୋଡାଲ ଅଫିସର ରାଜ୍ୟ ନୋଡାଲ ଅଫିସରଙ୍କୁ ରିପୋର୍ଟ କରିବେ ।
- ସଫଳ କାର୍ଡ ବଣ୍ଟନ ପାଇଁ ଜିଲ୍ଲାଗୁଡ଼ିକ ଉପଯୁକ୍ତ ରୂପାୟନ ଏବଂ ସମସ୍ତ ପ୍ରକ୍ରିୟାର ଅନୁପାଳନ ସୁନିଶ୍ଚିତ କରିବା ଆବଶ୍ୟକ ।
- ଏହି ସବୁ କାର୍ଯ୍ୟ ହିତାଧିକାରୀଙ୍କୁ ମାଗଣାରେ ଦିଆଯାଉଛି ।

ଗ) ହିତାଧିକାରୀଙ୍କ ପାଇଁ ସାଧାରଣ ନିର୍ଦ୍ଦେଶନାମା:

- ଯେହେତୁ ପର୍ଯ୍ୟାୟକ୍ରମେ କାର୍ଡ ବଣ୍ଟନ କରାଯିବ, ବର୍ତ୍ତମାନର ଜିଜ୍ଞେଷାଧାର ହିତାଧିକାରୀଯେଉଁମାନେ କୋ-ବ୍ରାଣ୍ଡେଡ୍ କାର୍ଡ ପାଇନାହାଁନ୍ତି କିମ୍ବା ପ୍ରାପ୍ତ ନୁହେଁ କାର୍ଡରେ କୌଣସି ଅସମାନତା ପାଇନାହାଁନ୍ତି ସେମାନେ ସେମାନଙ୍କର ଆଧାର କାର୍ଡ କିମ୍ବା ସେମାନଙ୍କର ବର୍ତ୍ତମାନର ସ୍ୱାସ୍ଥ୍ୟ କାର୍ଡ ଆଇଡି ନମ୍ବର ସେୟାର କରି ତାଲିକାଭୁକ୍ତ ଡାକ୍ତରଖାନାରେ ଚିକିତ୍ସା ପାଇପାରିବେ ।
- କୌଣସି ପ୍ରଶ୍ନ ପାଇଁ ହିତାଧିକାରୀଙ୍କୁ ଟୋଲ୍ ଫ୍ରି ନମ୍ବର ୧୦୪ କୁ କଲ୍ କରିବାକୁ କିମ୍ବା ୧୫୫୩୨୯ କରିପାରିବେ ।

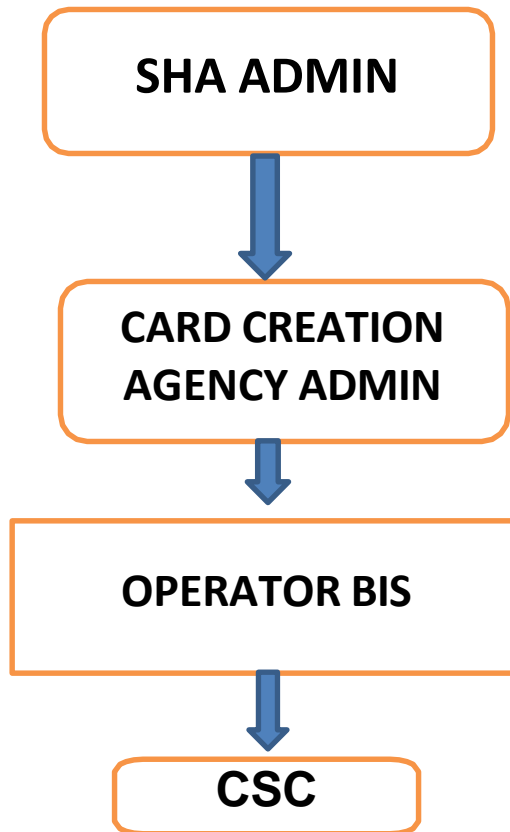
୫. ଆଇଇସି ପାଇଁ ପ୍ରୋଟୋକଲ୍ ସିଏସସିରେ ପ୍ରଦର୍ଶିତ ହେବ

- ଆଇଇସି ସାମଗ୍ରୀର ସଫ୍ଟ (IEC Material) କପି ପ୍ରଦାନ କରାଯିବ ଏବଂ ସିଏସ୍ ସି(CSC) କାର୍ଯ୍ୟାଳୟରେ ଏହାକୁ ଉଲ୍ଲେଖନୀୟ ଭାବରେ ପ୍ରଦର୍ଶିତ କରିବାକୁ ହେବ ।
- ଏଥିପାଇଁ , ହିତାଧିକାରୀଙ୍କ ଠାରୁ ସିଏସ୍ ସି(CSC) କର୍ମଚାରୀମାନେ କୌଣସି ଦେୟ ଆଦାୟ କରିବେ ନାହିଁ ।

Annexure-A

TRAINING MODULE ON
User Management Portal (UMP)

Structure :



User Management Portal (UMP)

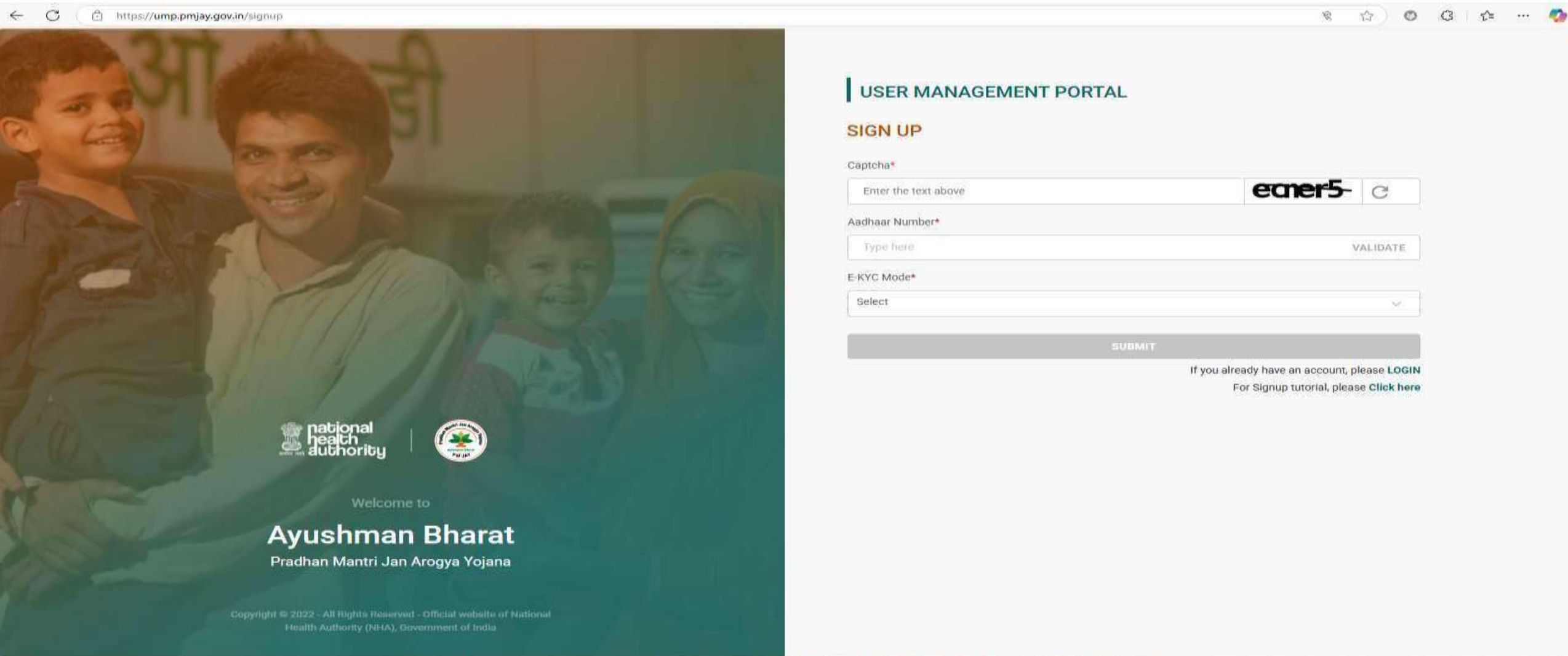
User Management Portal (UMP) is aimed to facilitate the users to access the various PMJAY application through the single ID and password. User will no longer be required to create separate credentials. It will also provide the single sign-on facility such that user will be required to login once and all the authorized applications will be accessible under the same screen.

UMP facilitates users to create Aadhaar mapped unique User ID and Password that can be used across the PMJAY IT platform.



Steps for Creation of UMP

1. Users shall be able to sign up through UMP, as shown below. User enters the Aadhaar number, validates it and selects the E-KYC modes (Aadhaar OTP/Fingerprint/Face Auth).



The screenshot displays a web browser window with the URL <https://ump.pmjay.gov.in/signup>. The page is titled "USER MANAGEMENT PORTAL" and "SIGN UP". It features a form with the following fields:

- Captcha***: A field with the placeholder "Enter the text above" and an "ecner5" logo.
- Aadhaar Number***: A field with the placeholder "Type here" and a "VALIDATE" button.
- E-KYC Mode***: A dropdown menu with "Select" as the current selection.

Below the form is a "SUBMIT" button. At the bottom right, there is a message: "If you already have an account, please [LOGIN](#). For Signup tutorial, please [Click here](#)".

The left side of the browser window shows a banner for "Ayushman Bharat Pradhan Mantri Jan Arogya Yojana" with the National Health Authority logo and the text "Welcome to Ayushman Bharat Pradhan Mantri Jan Arogya Yojana". The footer of the banner reads: "Copyright © 2022 - All Rights Reserved - Official website of National Health Authority (NHA), Government of India".

Post validating Aadhaar number, user will allow consent and click on the submit button thus completing the E-KYC and system will take the user to the signup dashboard.

Consent

I consent to share my Personally Identifiable Information (PII) including health data with National Health Authority (NHA) in order to avail services under Pradhan Mantri Jan Arogya Yojana (PM-JAY). I understand that my Personally Identifiable Information (PII) including health data will be securely stored with NHA on permanent retention period. I have been duly informed that my information as stated above will be shared with NHA empaneled hospitals, Insurance Agencies (ISAs) and State Health Agencies (SHA) for PM-JAY operations. I agree to receive feedback/survey calls & SMS on the number shared, made by third party on behalf of NHA.

- Then User can enter and verify the details mentioned on the sign up dashboard For example: Email Id, Mobile number etc.
- When user will validate the mobile number then 2 OTP will received by the user,i.e. Adhar OTP and another one is Mobile OTP.
- User will enter Aadhar OTP in Aadhar box and one SMS from NHA is entered in Mobile OTP Box.

Personal Information

Name

Shibashis Balabantaray

Gender

Male

Age

40

State*

ODISHA

Email*

dckolkata1.shas@gmail.com



Please verify by clicking the link sent to your Mail ID.

Mobile No*

9777144895



Aadhaar OTP*

103707



Mobile OTP*

480394



Upload New Picture 



** Please fill all mandatory fields to add role details

Then user can enter his/her role by filling in “Add Role Details” .

For Operator BIS

Add Role Details

Parent Entity*

SHA ODISHA

Entity Type*

Card creating Agency

Entity Name*

Common Service Center(CSC)

User Role*

Operator BIS

Application*


BIS

Admin Code*

dftrtd5f

ADD

After Add the roles, then the User enters his/her User credentials i.e. User Name and Password and click on submit button.



#	Parent Entity	Entity type	Entity Name	Role	Application	Date	Action
1.	Global	IA	SHA-Haryana	ADMIN	UMP	11-07-23 (8:34)	


< 1 >


User Credentials



Nature Of Employment*

Designation*

 Drag your file here Or [Browse](#) 

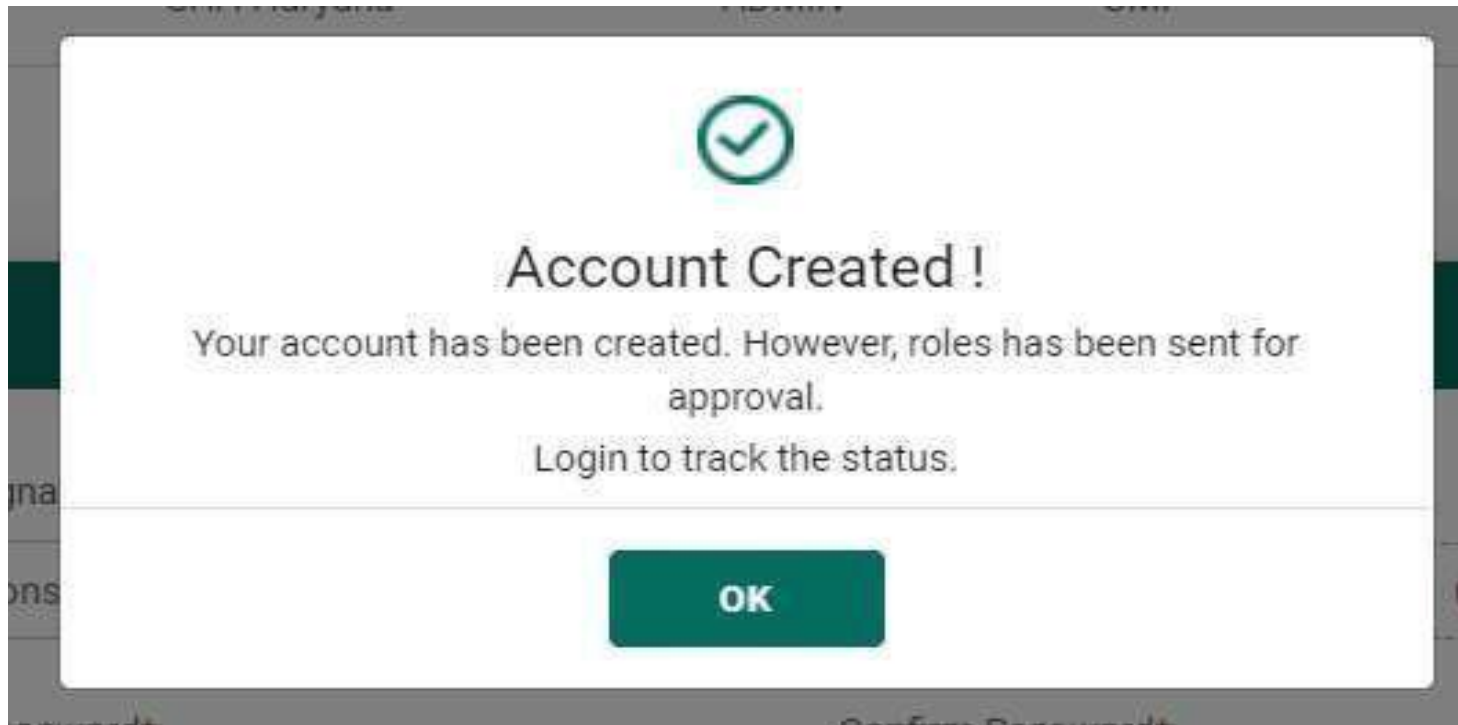
Username* 

Password* 


Confirm Password*  

SUBMIT

After click on submit button, your Account is created.



Key points:

1. The URL for UMP creation is **<https://ump.pmjay.gov.in/>**
 2. Kindly enters the captcha carefully, because if you are entering wrong captcha then system will lock for 10 minutes. Hence,if you are unable to read the captcha, refresh it.
 3. **SHA- Card Creation Agency ADMIN** will provide the Admin code to Operator BIS .
 4. ADMIN code is valid for 24-hours. After that, the code will be invalid.
 5. In Personal information page, while user validate the mobile number, then 2 OTP will received by the user, i.e, **Aadhar OTP** and another one is Mobile **OTP**.
 6. User will enter Aadhar OTP in Aadhar box and one SMS from National Health Authority(NHA) is entered in Mobile OTP Box.
 7. During the creation of UMP, that **User –Id** has to be captured and its mandatory.
 8. User has to give their personal E-mail Id along with the Aadhar based mobile number.
- 

Thank You

**Ayushman Vay Vandana Schemes for all senior citizens of the age
70 or above for New Beneficiary and Existing
Beneficiary.**



Click on the URL and below page will shown to us. This is the Login page of “Operator BIS”.



For Ayushman card creation videos, please click here



For Ayushman Vay Vandana card (70 years & above) creation videos, please click here

अब 'आयुष्मान कार्ड' बनाना हुआ और भी आसान

अब लाभार्थी अपने आयुष्मान कार्ड को आयुष्मान ऐप की सहायता से स्वयं बना सकते हैं।



5 लाख तक मुफ्त इलाज़

Find Empanelled Hospital/सूचीबद्ध अस्पताल खोजें

Are you a Operator?
To checkout if you are a Operator, you can login here using your mobile number.

Login as

Captcha*
Enter the text

Registered Mobile No/User ID* [Clear All](#) [VERIFY](#)

Authentication Mode*

LOGIN

If you don't have an account, please [SIGN UP](#)

CSC LOGIN

Process flow for Enrollment for New Beneficiary



After Operator BIS login into the portal, then below page is shown to us. Then Operator BIS enroll the beneficiary age of 70 years or above , then operator BIS click on “ Click Here to Enroll “for fresh enrolment.

national health authority Beneficiary Portal

Find Empaneled Hospital A+ A A-

SUSMITA NAIK Operator-BIS Switch Role

Ayushman Bharat Pradhan Mantri Jan Arogya Yojana

Scheme* State* Sub Scheme District Search By*

PMJAY ODISHA Select Select Select

Ayushman Bharat Pradhan Mantri Jan Arogya Yojana
आयुष्मान भारत प्रधानमंत्री जन आरोग्य योजना
For Senior Citizens
of the Age of Seventy years & above

CLICK HERE TO ENROLL

14555 | pmjay.gov.in

After click on Enroll, then below page is shown to us where New beneficiary enroll by entering his Aadhar number and a message of fresh enrolment will come and then click on Enroll button.





Welcome To

Ayushman Bharat

PMJAY Scheme for Senior Citizens of the age of 70 years or more.



Enter Aadhar number

Click here for fresh Enrollment

AADHAAR NUMBER*	FAMILY ID	
<input type="text" value="Type here"/>	<input type="text" value="Type here"/>	
CAPTCHA*		
<input type="text" value="Enter the text"/>		

No records found linked to your Aadhar Number. Please [Click here](#) for fresh enrollment

After click on it below page is shown to us where if the beneficiary has not done his/her e-KYC then he can done his/her e-KYC here by verifying his Aadhar number. After that two OTP will comes. **Members OTP means “Beneficiary Mobile Number” and **Users Mobile OTP** means “Operator BIS Mobile Number”.**


national health authority  **Beneficiary Portal** [Find Empanelled Hospital](#) A+ A A-  [Switch Role](#)

PMJAY Scheme for Senior Citizens of the age of 70 years or more

1. e-KYC

Aadhaar OTP Finger Print IRIS Scan

RESET

Aadhaar Number*
XXXX XXXX 0886 

OTP has been sent to the registered mobile number
*****2299

Member's Aadhaar OTP
Type Here [RESEND OTP](#)
Click on Resend OTP after 174sec

User's Mobile OTP
Type Here [RESEND OTP](#)
Click on Resend OTP after 174sec

Beneficiary Aadhar OTP **Operator BIS Aadhar OTP**

Then e-KYC Details will shown to us. Then capture the live photo .

2. e-KYC Details

Fields	e-KYC Details
Name	TRILOCHAN NAYAK
Father's Name	C/O: GOBINDA CHANDRA NAYAK
Date Of Birth	03-05-1976
Gender	Male
Pincode	753011
Address	SINGHOL, Khalardda, CUTTACK SADAR, Cuttack Sadar, Cuttack, Odisha, India,

Photograph

E-Kyc Photo



Capture Photo*



A red arrow points from the bottom of the 'E-Kyc Photo' area towards the 'Capture Photo*' button.



Then fill the Additional information of the beneficiary which are mandatory.

3. Additional Information / Correspondence Address

Do you have mobile number?*

Yes No

Beneficiary Mobile No*

Type Here VERIFY

Category*

Select ▼

Pincode*

Type here

State*

Odisha ▼

District*

Select ▼

Rural or Urban*

Select ▼



Then enter the details of all the family members(including less than 70 years, if present . Otherwise click on “I do not have any other family member.

4. Family Members

Please enter the details of all the family members (including less than 70 years)

I do not have any other family member.

Relationship with Primary Member*

Full Name*

Gender*

Date of Birth*

Aadhaar Number*

I certify that the information of my family members and I, are true to the best of my knowledge and belief, and I understand that I subject myself to appropriate action as per law, in the event that the above facts are found to be falsified.



After collecting all the information from beneficiaries, the Operator BIS submit the data for approval.

4. Family Members

Please enter the details of all the family members (including less than 70 years)

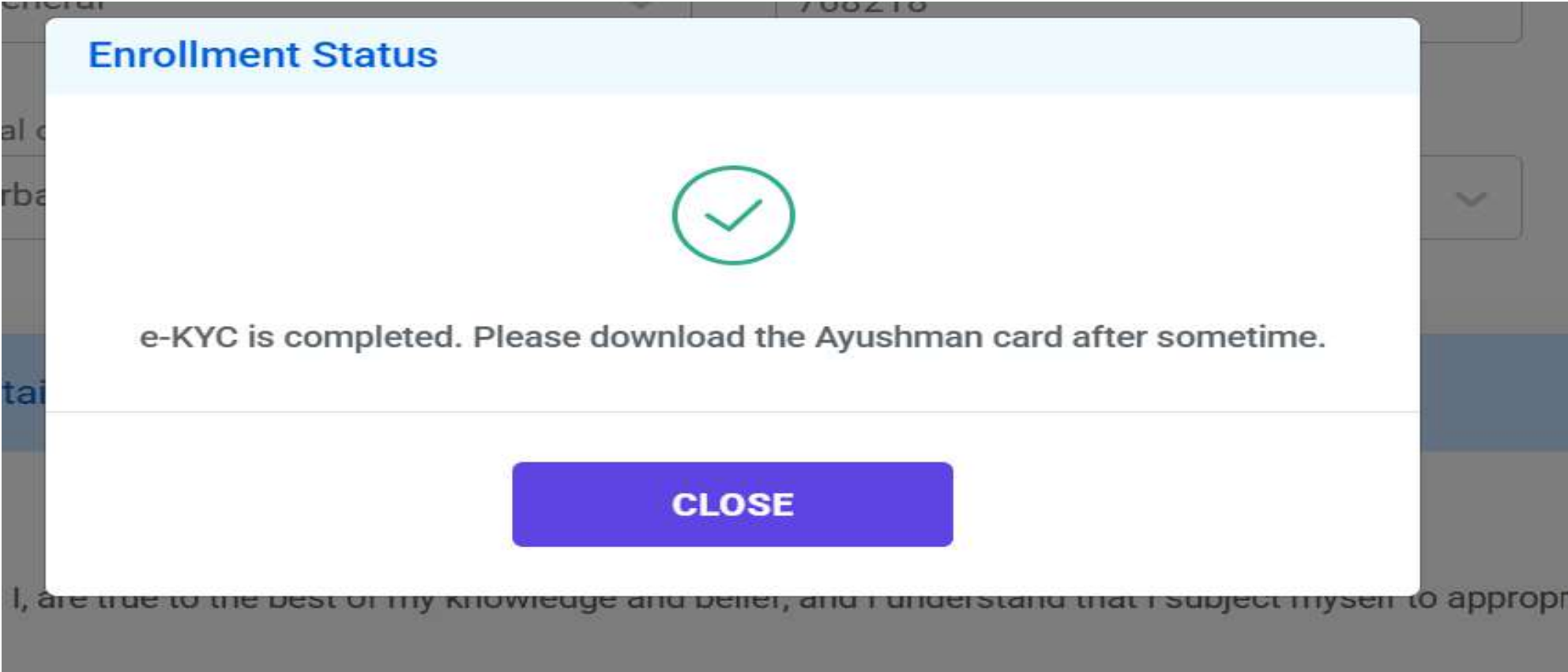
I do not have any other family member.

I certify that the information of my family members and I, are true to the best of my knowledge and belief, and I understand that I subject myself to appropriate action as per law, in the event that the above facts are found to be falsified.

BACK

SUBMIT

Then a message shows you that “ e-KYC is completed. Please download the Ayushman Card after sometimes”. Then after 10-15 minutes a Operator BIS download a Digital Card.



Process flow for Enrollment of Existing Beneficiary



After Operator BIS login into the portal, then below page is shown to us. Then Operator BIS enroll the beneficiary age of 70 years or above , then operator BIS click on “ Click Here to Enroll “for fresh enrolment.

The screenshot displays the Ayushman Bharat Pradhan Mantri Jan Arogya Yojana (PM-JAY) Beneficiary Portal. The page features the National Health Authority logo and the PM-JAY logo. The main header reads "Ayushman Bharat Pradhan Mantri Jan Arogya Yojana". Below the header, there is a search bar and a navigation menu with options: Search, Link Aadhaar, Download Card, and Card Delivery. The main content area contains a search filter section with dropdown menus for Scheme* (PMJAY), State* (ODISHA), Sub Scheme* (Select), District (Select), and Search By* (Select). A large banner for "Ayushman Bharat Pradhan Mantri Jan Arogya Yojana" is displayed, featuring the text "आयुष्मान भारत प्रधानमंत्री जन आरोग्य योजना" and "For Senior Citizens of the Age of Seventy years & above". A red arrow points to the "CLICK HERE TO ENROLL" button. Below the button, the contact information "14555" and "pmjay.gov.in" is visible. The page also shows the user's profile as "SUSMITA NAIK Operator-BIS" and a "Switch Role" button.

After click on Enroll, then below page is shown to us where existing beneficiary enroll by entering his Aadhar number with “Family ID” along with “State of Enrollment” and then click on Search button.



Beneficiary Portal

Find Empanelled Hospital

A+

A

A-



SUSMITA NAIK
Operator-BIS

Switch Role



Welcome To

Ayushman Bharat

PMJAY Scheme for Senior Citizens of the age of 70 years or more.

AADHAAR NUMBER*

518853675531



FAMILY ID

6031311151

STATE OF ENROLLMENT*

ODISHA



CAPTCHA*

34c7wg

34c7wg



SEARCH




Lists of existing family members will show .

3 Families found

Search by name

Sr.No	Name	Source	Father/Spouse Name	Relation	Mobile No	Enrollment Status	Card Status	Action	Update Details
Family ID - 07060710824 Address - Durgapur Ramachandrapur Banki 754008 Odisha									
1	ADAIT KUMAR SWAIN (Male) 1988	NFSA	PRAFUL SWAIN	Son	Not Available	Not Enrolled	-	>	-
Family ID - 11080412639 Address - BADADANDA SAHI DHARAKOTE Dharakote Asika Asika 761107 Odisha									
1	ADITYA PRASAD MUNI (Male) 2012	NFSA	PRABHAKARA MUNI	Son	Not Available	Not Enrolled	-	>	-
Family ID - 23010710072 Address - Dandamunda Dandamunda Chandahandi 764077 Odisha									
1	DARSHITA SRIVASTAVA (Female) 1991	NFSA	HARI JAGAT	Daughter	Not Available	Not Enrolled	-	>	-

After click on it below page is shown to us where if the beneficiary has not done his/her e-KYC then he can done his/her e-KYC here by verifying his Aadhar number. After that two OTP will comes. **Members OTP** means “Beneficiary Mobile Number” and **Users Mobile OTP** means “Operator BIS Mobile Number”.

  **Beneficiary Portal** Find Empanelled Hospital A+ A A-  **SUSMITA NAIK** Operator-BIS Switch Role


PMJAY Scheme for Senior Citizens of the age of 70 years or more ODISHA

Member Details

Member Name*	Father/Gaurdian Name*	Relationship with Primary Member*	Gender*
ADAIT KUMAR SWAIN	PRAFUL SWAIN	SON	Select

1. e-KYC

Aadhaar OTP Finger Print IRIS Scan Face Authentication RESET

Aadhaar Number*	Member's Aadhaar OTP	User's Mobile OTP
XXXX XXXX 9185 	Type Here RESEND OTP <small>Click on Resend OTP after 169sec</small>	Type Here RESEND OTP <small>Click on Resend OTP after 169sec</small>

OTP has been sent to the registered mobile number *****1677

Beneficiary Aadhar OTP **Operator BIS Aadhar OTP**

Then e-KYC Details will shown to us. Then capture the live photo .

2. e-KYC Details

Fields	e-KYC Details
Name	TRILOCHAN NAYAK
Father's Name	C/O: GOBINDA CHANDRA NAYAK
Date Of Birth	03-05-1976
Gender	Male
Pincode	753011
Address	SINGHOL, Khalardda, CUTTACK SADAR, Cuttack Sadar, Cuttack, Odisha, India,

Photograph


E-Kyc Photo



Capture Photo*



A red arrow points from the bottom right towards the 'Capture Photo*' button.



Then fill the Additional information of the beneficiary which are mandatory.

3. Additional Information / Correspondence Address

Do you have mobile number?*

Yes No

Beneficiary Mobile No*

 [VERIFY](#)

Category*

 ▼

Pincode*

State*

 ▼

District*

 ▼

Rural or Urban*

 ▼

Then enter the details of all the family members(including less than 70 years, if present . Otherwise click on “I do not have any other family member.

4. Family Members

Please enter the details of all the family members (including less than 70 years)

I do not have any other family member.

Relationship with Primary Member*

Full Name*

Gender*

Date of Birth*

Aadhaar Number*

I certify that the information of my family members and I, are true to the best of my knowledge and belief, and I understand that I subject myself to appropriate action as per law, in the event that the above facts are found to be falsified.



After collecting all the information from beneficiaries, the Operator BIS submit the data for approval.

4. Family Members

Please enter the details of all the family members (including less than 70 years)

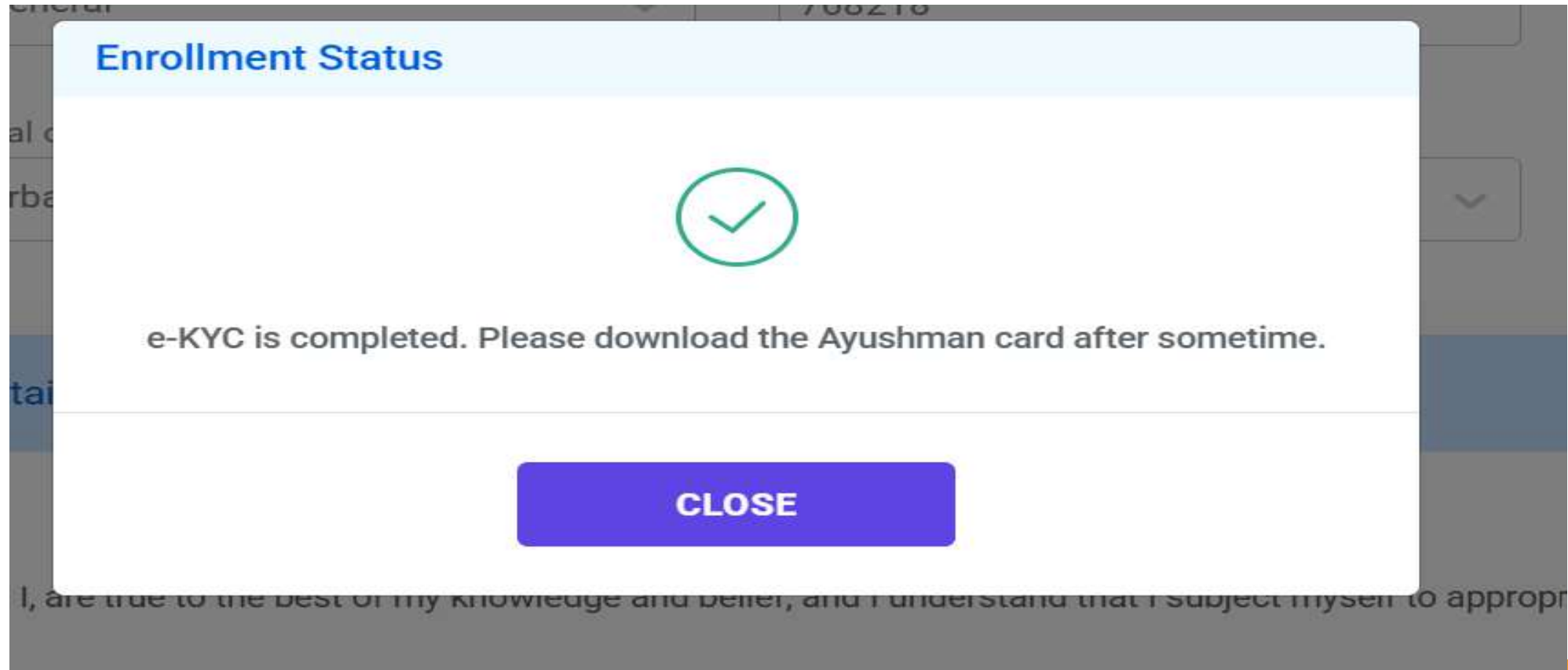
I do not have any other family member.

I certify that the information of my family members and I, are true to the best of my knowledge and belief, and I understand that I subject myself to appropriate action as per law, in the event that the above facts are found to be falsified.


BACK

SUBMIT

Then a message shows you that “ e-KYC is completed. Please download the Ayushman Card after sometimes”. Then after 10-15 minutes a Operator BIS download a Digital Card.



Key Points:

1. The URL of Beneficiary Identification System(BIS) is <http://beneficiary.nha.gov.in/>.
 2. Kindly enters the captcha carefully, because if you are entering wrong captcha then system will lock for 10 minutes. Hence, if you are unable to read the captcha, refresh it.
 3. While doing e-KYC by validating their Aadhar number, then two OTP will comes. **Members OTP means “Beneficiary Mobile Number” and Users Mobile OTP means “Operator BIS Mobile Number”**.
 4. After submission of data by the Operator BIS , If the data is matched upto 80% or above then we will get the Ayushman card directly .
- 

Thank You

CARD DISTRIBUTION FLOW

▶ For Ayushman card creation videos, please click here

▶ For Ayushman Vay Vandana card (70 years & above) creation videos, please click here

अब 'आयुष्मान कार्ड' बनाना हुआ और भी आसान

अब लाभार्थी अपने आयुष्मान कार्ड को आयुष्मान ऐप की सहायता से स्वयं बना सकते हैं।



5 लाख तक मुफ्त इलाज़

Find Empanelled Hospital/सूचीबद्ध अस्पताल खोजें

Are you a Beneficiary?

To checkout if you are a beneficiary, you can login here using your mobile number. If you are already a beneficiary, please login using member id to get self service portal

Login as

Beneficiary Operator

Captcha*

Enter the text

cc24wm



Mobile Number*

Clear All

Type Here

VERIFY

Auth Mode*

Select



LOGIN



Search

Link Aadhaar

Download Card

Card Delivery

Ayushman Bharat Pradhan Mantri Jan Arogya Yojana

Scheme*

PMJAY

State*

ODISHA

Sub Scheme*

Select

District

Select

Search By*

Select

Ayushman Bharat Pradhan Mantri Jan Arogya Yojana

आयुष्मान भारत प्रधानमंत्री जन आरोग्य योजना

For Senior Citizens
of the Age of Seventy years & above

[CLICK HERE TO ENROLL](#)

 14555 |  pmjay.gov.in

FLOW 1- FROM MAIN MENU OF 2 MEMBERS



New Enrollment

Search

Link Aadhaar

Download Card

Card Delivery

Ayushman Bharat Pradhan Mantri Jan Arogya Yojana

Scheme* State* Sub Scheme* District Search By*

PMJAY UTTAR PRADESH PMJAY Select Family Id

Family Id* Captcha*

20800118000444 8adr4h 8adr4h

1 Family found



- Download Card



- eKYC



- Link Aadhaar



- Renew

Search by name



Sr.No	Name	Source	Father/Spouse Name	Relation	Mobile No	eKYC Status	Card Status	Action
Family ID - 20800118000444 Address - NA								
1	SIMPY ATRAY (F) 1989	S	Not Available	SELF	Not Available	Verified	Approved	
2	DITYA SINGH (F) 2020	S	SIMPY ATRAY	DAUGHTER	Not Available	Verified	Approved	



Card Delivery

Search

Redo e-KYC

Link Aadhaar

Add Family Member

Download Card

Card Delivery

 Select All

Simpy Atray

35 Yr | F | SELF


Card Status: **Approved**

Ditya Singh

5 Yr | F | DAUGHTER

Card Status: **Approved****Note:** Please select the cards for delivery.

Select All



Simpy Atray
35 Yr | F | SELF
Card Status: **Approved**



Ditya Singh
5 Yr | F | DAUGHTER
Card Status: **Approved**

Note: Please select the cards for delivery.

Authentication

Authentication by*

Simpy Atray

Aadhaar OTP Finger Print IRIS Scan

Aadhaar Number*

XXXX XXXX 3029 **VERIFY**

REFRESH



Find Empanelled Hospital

A+

A

A-



Pankaj Kumar
Operator-BIS

Switch Role

Authenticated by **Simpy Atray** for collecting cards.

Recipient Photograph

Upload Photograph



- Note:**
- 1. Photograph is mandatory in case of delivery using Aadhaar OTP or for receiving cards of family members.
 - 2. Photograph holding the cards of all the members of family have to be uploaded.
 - 3. Photograph should be clearly show recipient holding all the cards in his/her hand.

CANCEL


SUBMIT



✔ Authenticated by **Simpy Atray** for collecting cards.

Recipient Photograph

Upload Photograph




- i Note:** 1. Photograph is mandatory in case of delivery using Aadhaar OTP or for receiving cards of family members.
2. Photograph holding the cards of all the members of family have to be uploaded.
3. Photograph should be clearly show recipient holding all the cards in his/her hand.

CANCEL

SUBMIT

Card Delivery

- Search
- Redo e-KYC
- Link Aadhaar
- Add Family Member
- Download Card
- Card Delivery


SIMPY ATRAY
35 Yr | F | SELF
Source Type: PMJAY


Aadhaar Number/Virtual ID
XXXX XXXX 3029

Address
ALIGARH, UTTAR PRADESH

Mobile Number
Not Available

Family ID
096600207360000209600021

Delivery Status



Ayushman card delivered successfully.

OK

Note: Please select the cards for delivery.

Authentication

Authenticated by **SIMPY ATRAY** for collecting cards.

CANCEL

SUBMIT

**FLOW 2- FROM LEFT PANEL OF
SINGLE MEMBER**



Card Delivery

State*

UTTAR PRADESH

Scheme*

PMJAY

Search By*

PMJAY ID

PMJAY ID*

PMJAY2289

Captcha*


Enter the text **aay7rk**


SEARCH



Card Delivery

State* Scheme* Search By* PMJAY ID*

Captcha* 



SIMPY ATRAY
35 Yr | F | SELF
Source Type: S

Aadhaar Number/Virtual ID
XXXX XXXX 3029

Address
Not Available


Mobile Number
Not Available

Family ID
093400201250000024500090

Member ID
45093400201250000024500090005

Card Status
Approved

Note: Please select the cards for delivery.



SIMPY ATRAY
35 Yr | F | SELF
Source Type: S

Aadhaar Number/Virtual ID
XXXX XXXX 3029

Address
Not Available

Mobile Number
Not Available

Family ID
093400201250000024500090

Member ID
45093400201250000024500090005

Card Status
Approved

Note: Please select the cards for delivery.

Authentication

Authentication by*

SIMPY ATRAY

- Aadhaar OTP
- Finger Print
- IRIS Scan



Beneficiary Portal

A+ A A-



Pankaj Kumar
Operator-BIS

Switch Role

aay7rk

SEARCH

SIMPY ATRAY
35 Yr | F | SELF
Source Type: S

Aadhaar Number/Virtual ID
XXXX XXXX 3029

Address
Not Available

Mobile Number
Not Available

Family ID
093400201250000024500090

Member ID
45093400201250000024500090005

Card Status
Approved

Note: Please select the cards for delivery.

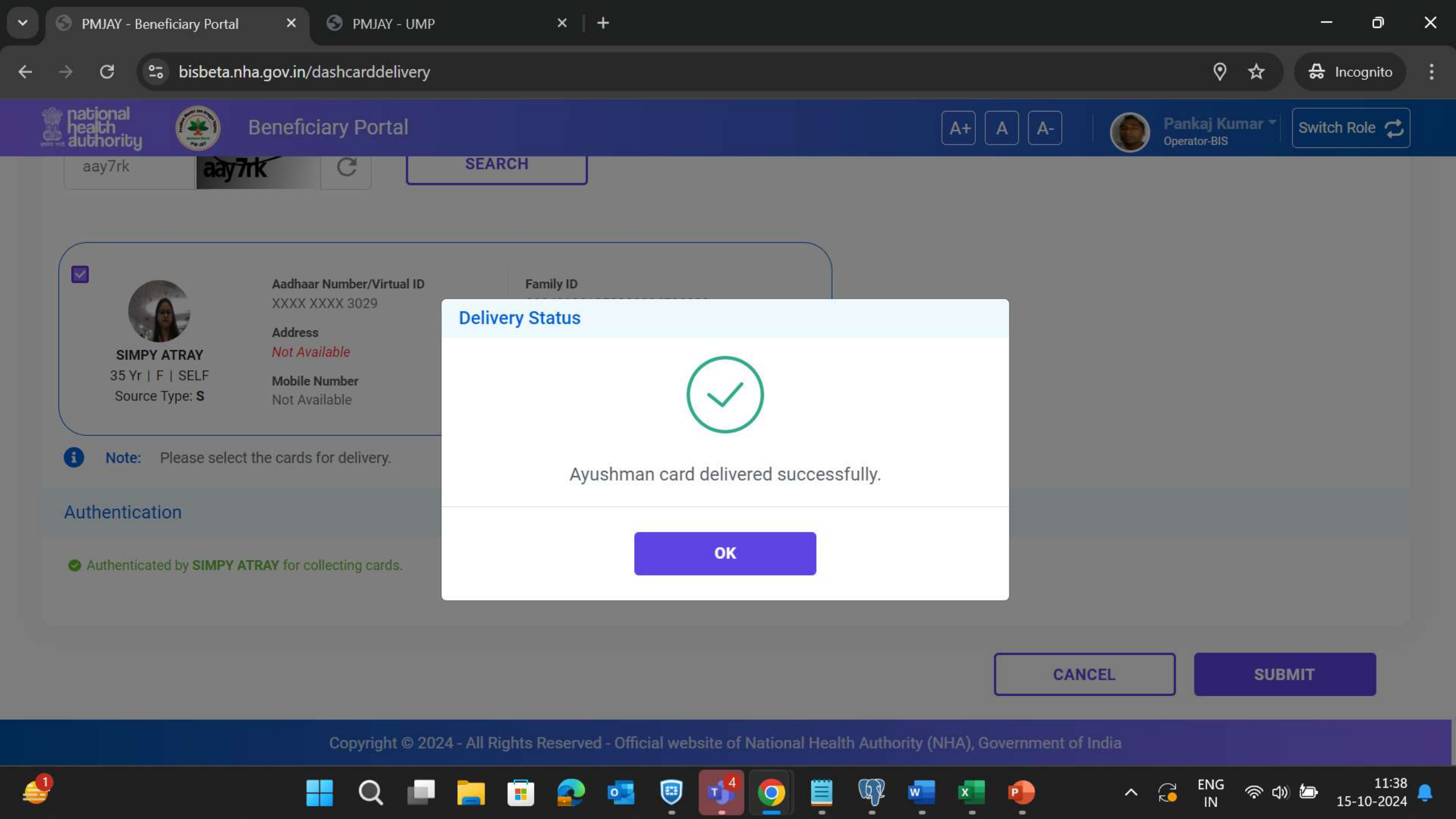
Authentication

Authenticated by **SIMPY ATRAY** for collecting cards.


CANCEL

SUBMIT

Chat | Jitender Kumar | Microsof...



aay7rk aay7rk SEARCH



SIMPY ATRAY
35 Yr | F | SELF
Source Type: S

Aadhaar Number/Virtual ID
XXXX XXXX 3029

Address
Not Available

Mobile Number
Not Available


Family ID

Note: Please select the cards for delivery.

Authentication

Authenticated by SIMPY ATRAY for collecting cards.

Delivery Status



Ayushman card delivered successfully.

OK

CANCEL

SUBMIT

Daily Reporting format for Registration, Creation of Ayushman Vay Vandana Yojana e-card for CSC.

Name of Village : _____

Date: _____

Name of the beneficiary (aged 70 years and above)	e-KYC	e-Card generated		e-card shared with beneficiary			Signature of beneficiary	e-card shared with PHC Nodal Officer (Y/N)
		Yes	No	Yes	No	If No, shared State ID card		
TOTAL								

Signature of CSC Personnel (VLE)

Reporting format for Registration, Creation of Ayushman Vay Vandana Yojana e-card for PHC.

Date: _____

Sl.No	Village Name	No of e-KYC done by CSC	No of e card genrated by CSC	No. of e-Card shared by CSC	No of e-card printed	No. of printed e-card distributed by ASHA	Remarks
TOTAL							

Signature of Nodal Officer, PHC

Reporting format for Registration, Creation of Ayushman Vay Vandana Yojana e-card for Block/CHC.

Date: _____

Sl.No	Name of PHC	No of Village	No of e-KYC done by CSC	No of e card genrated by CSC	No. of e-Card shared by CSC	No of e-card printed	No. of printed e-card distributed by ASHA	Remarks
TOTAL								

Signature of Block Nodal Officer/ MO I-C

Reporting format for Registration, Creation of Ayushman Vay Vandana Yojana e-card for District.

Date: _____

Sl.No	Name of Block	No of PHC	No. of Village	No of e-KYC done by CSC	No of e card genrated by CSC	No. of e-Card shared by CSC	No of e-card printed	No. of printed e-card distributed by ASHA	Remarks
TOTAL									

Signature of District Nodal Officer/ CDM & PHO

Daily Reporting format for distribution & deliver of AB PMJAY-GJAY

Co-branded Card & Combo Kit for District

Name of District/ DHH: _____

Date: _____

Sl. No	Name of the Block	Name of Village	Received		Distributed		Balance		Remarks
			Number of Cards & Combo Kit	Cumulative as on date	Number of Cards & Combo Kit	Cumulative as on date	Number of Cards & Combo Kit	Cumulative as on date	
TOTAL									

NB: Any mismatch or family not staying in the village cards must be returned as to the respective SHAS/ State Nodal Officer quarterly with line-list of beneficiaries.

Signature of DC , SHAS

Signature of District Nodal officer/ CDM & PHO

Daily Reporting format for distribution & deliver of AB PMJAY-GJAY

Co-branded Card & Combo Kit(Block/CHC)

Name of Block/CHC: _____

Date: _____

Sl. No	Name of the PHC	Name of Village	Received		Distributed		Balance		Remarks
			Number of Cards & Combo Kit	Cumulative as on date	Number of Cards & Combo Kit	Cumulative as on date	Number of Cards & Combo Kit	Cumulative as on date	
TOTAL									

NB: Any mismatch or family not staying in the village cards must be returned as to the respective District/District Nodal Officer monthly with line-list of beneficiaries.

Signature of PHEO

Signature of Block Nodal Officer/ MO I-C

